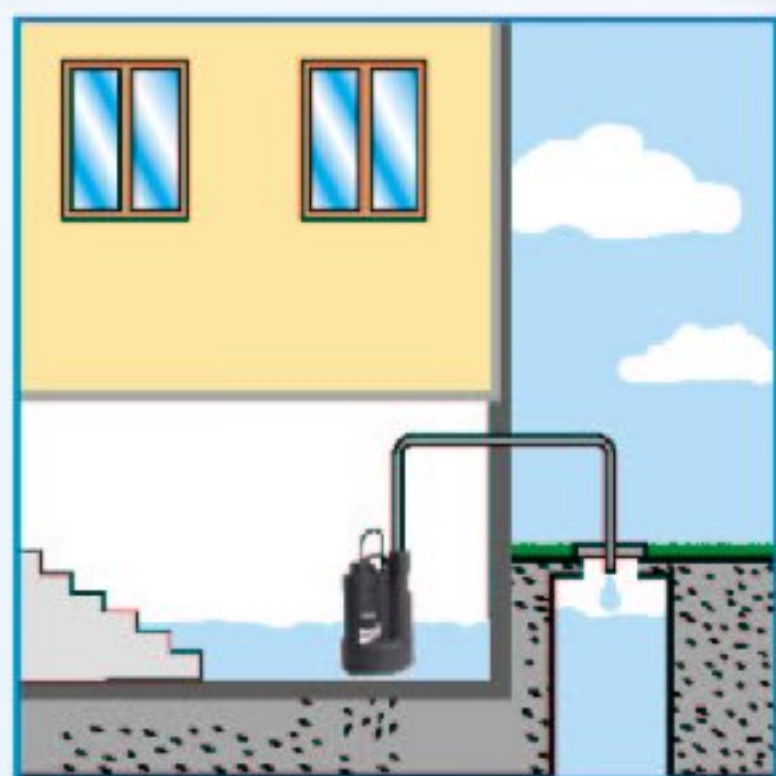


Flotec®



ComPac

Submersible pumps
for clear water.
With integrated
automatic
floating switch.



CE

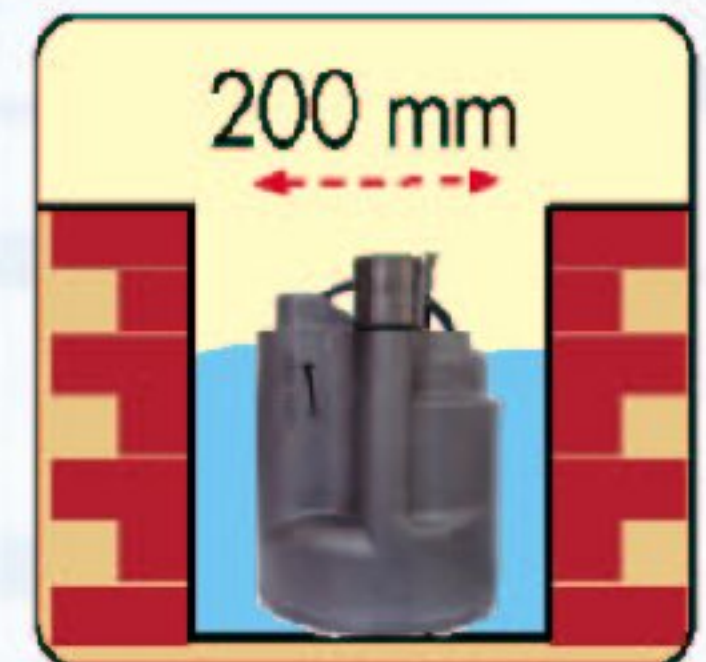




Integrated automatic floating switch.
Draining level: 3mm with manual mode.

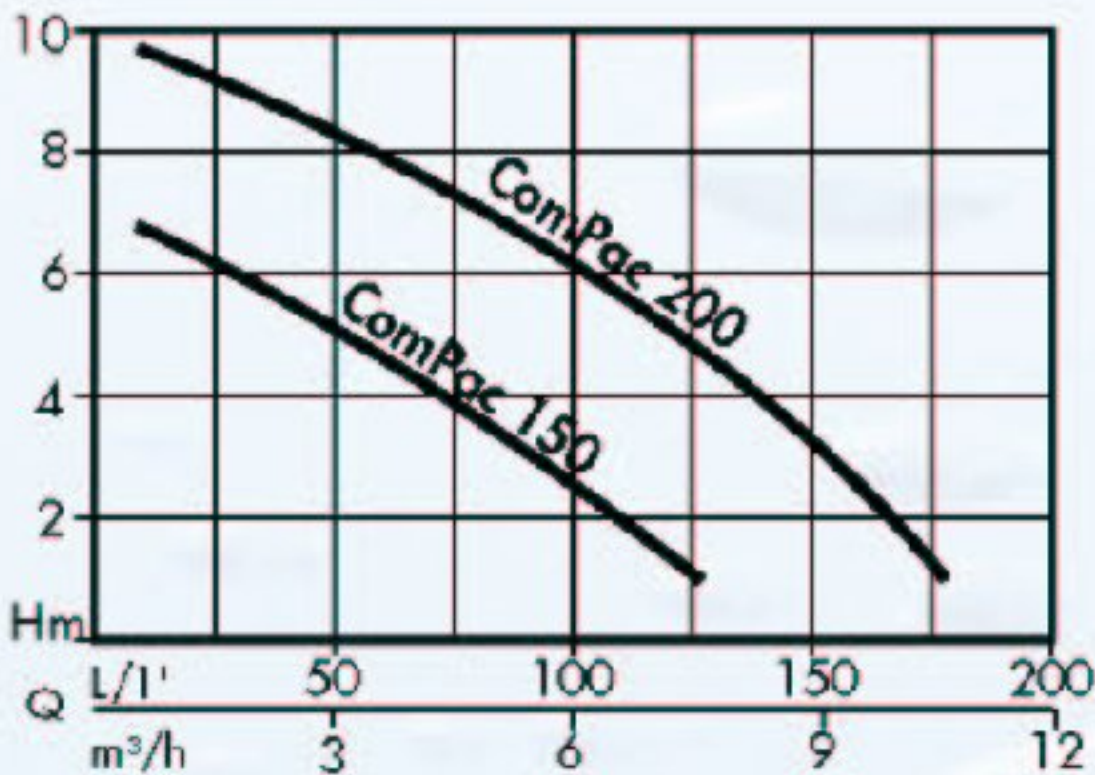


Automatic and manual mode.



Ideal for limited space.

The **ComPac Flotec** pumps for clear water are designed to drain domestic water containing particles with a maximum diameter of 5 mm, empty and dry flooded rooms, draw water from wells, basins or cisterns.



Typical features

- Asynchronous single-phase motor with built-in thermal relay.
- Motor shaft with reinforcing ceramic inserts to guarantee a longer life and allow the pump to be used in continuous mode.
- NBR 70 rubber lip.
- Class F motor winding.
- IP 68 Protection Class.
- AISI 416 STAINLESS steel motor shaft.
- Single-impeller hydraulic system in NORYL.
- Colour lithographed package.
- Suitable for clear water with a maximum temperature of 40° C.

MODEL	ComPac 150z	ComPac 200
Code	N1080030	N1080040
Absorbed power	300 W	650 W
Head / Max. pressure	7 m / 0,7 bar	10 m / 1,0 bar
Max. flow rate	8500 l/h	11500 l/h
Pump body	Polypropylene	Polypropylene
Minimum draining level	3 mm (manual)	3 mm (manual)
Start / stop levelz	140 mm/30 mm (manual)	140 mm/30 mm (manual)
Max. size of impurities	5 mm	5 mm
Pump outlet	1" 1/4 M	1" 1/4 M
Power cablez	10 m H05 RN-F	10 m H05 RN-F
Accessories suppliedz	Adjustable connector for hoses ø 19, 25 et 32 mm Check valve	Adjustable connector for hoses ø 19, 25 et 32 mm Check valve